









LVMUY  \$68.45 (0.03%)

LRLCY  \$46.89 (0.15%)

NUS  \$71.13 (0.13%)

COTY  \$16.76 (2.39%)

AMIGOBULLS FOR BUSINESS SIGN UP LOGIN

- HOME 
- STOCK PICKS 
 - Technology Stock Picks
 - Daily Stock Picks
 - Top Auto Stocks
- ARTICLES 
 - Latest
 - Earnings Analysis
 - Finance
 - Stock Updates
 - Investing
 - Stock Market News
 - Stock Valuation
 - IPO
 - Technical Analysis
- SCREENER
- MY STOCKS 



NOK











Click here to view our [COTY INC financial analysis](#), [Estee Lauder financial analysis](#), [Revlon financial analysis](#)

Before investing one should read a report on Shiseido stock analysis. It helps to look at the following income statement items:

- Top line: The word topline comes from the fact that the first line of an income statement refers to sales numbers. If you check you will find that SSDOY stock has a topline or revenue of \$8.97B for 2017 as per this [Shiseido revenue chart](#). Investors look for stocks with a growing top line.

- Bottom line: The word bottom line comes because it is usually the last line of the income statement and refers to the actual profits after deducting all expenses from the revenues. SSDOY stock had a poor bottom line growth.

The income statement is also called statement of revenue and expense. The SSDOY financials along with [Shiseido historical stock prices](#) provide a lot of details about the firm.

Shiseido Income Statement - Key Financial Ratios

PE Ratio (price earnings ratio)

131.49

PS Ratio (price sales ratio)

2.87

Operating Margin

0

Net Profit Margin

14.5

Dividend Yield

0.16%

Annual Income Statements - Shiseido Co. LTD. (ADR) Industry Peers

[COTY INC income statement](#), [Estee Lauder income statement](#), [L'Oreal income statement](#), [Elizabeth Arden income statement](#), [Revlon income statement](#)

[About](#) | [Jobs](#) | [Contact](#) | [Terms of Use](#) | [Privacy](#) | [Feedback](#) | [Our Authors](#) | [Glossary](#) | [RSS Feeds](#)



Follow [amigobulls.com](#) on Facebook



Follow [amigobulls.com](#) on Twitter



Follow

amigobulls.com on LinkedIn  Follow amigobulls.com on Google+

Copyright © 2018 amigobulls.com

Historical, current end-of-day data, and company fundamental data provided by [Zacks](#).

All information provided "as is" for informational purposes only, not intended for trading purposes or advice. Neither Amigobulls nor any of the data providers is liable for any informational errors, incompleteness, or delays, or for any actions taken in reliance on information contained herein. By accessing the amigobulls.com, you agree not to redistribute the information found therein. Please read our [terms of use](#) and [privacy policy](#).

LOGIN

SIGN UP