






DAL  \$52.06 (1.63%)

LUV  \$59.92 (1.24%)

VLRS  \$9.25 (1.09%)

ERA  \$10.25 (7.16%)

AMIGOBULLS FOR BUSINESS SIGN UP LOGIN

- HOME 
- STOCK PICKS 
 - Technology Stock Picks
 - Daily Stock Picks
 - Top Auto Stocks
- ARTICLES 
 - Latest
 - Earnings Analysis
 - Finance
 - Stock Updates
 - Investing
 - Stock Market News
 - Stock Valuation
 - IPO
 - Technical Analysis
- SCREENER
- MY STOCKS 




A












Watch Our Agilent Stock Analysis Video - 3.4/5

 Download Air France income statement for the last 10 years (Excel csv format) absolutely FREE!

[Click here to view our Copa financial analysis, Delta Air financial analysis, Gol Linhas Aereas Inteligentes financial analysis](#)

Before investing one should read a report on stock analysis. It helps to look at the following income statement items:

- Revenue: The money received by selling of goods or services comes under this line item. A YoY growth (See: [revenue chart](#)) implies that the company is growing, which has not been the case with . One must stay away from stocks whose revenues or sales are declining.
- Bottom line: The word bottom line comes because it is usually the last line of the income statement and refers to the actual profits after deducting all expenses from the revenues. AFLYY stock had a poor bottom line growth.

The income statement is also called the profit and loss statement. Apart from the AFLYY income statement, one can check the [historical stock prices](#) to check how the price has moved with time .

Air France Income Statement - Key Financial Ratios

PE Ratio (price earnings ratio)

3.17

PS Ratio (price sales ratio)

0.15





Dividend Yield

0%

Annual Income Statements - Air France KLM SA (ADR) Industry Peers

[Air China income statement](#), [Copa income statement](#), [Cathay Pacific Airways income statement](#), [Delta Air income statement](#), [Gol Linhas Aereas Inteligentes income statement](#)

[About](#) | [Jobs](#) | [Contact](#) | [Terms of Use](#) | [Privacy](#) | [Feedback](#) | [Our Authors](#) | [Glossary](#) | [Stocks Listing](#) | [RSS Feeds](#)

 Follow [amigobulls.com](#) on Facebook  Follow [amigobulls.com](#) on Twitter  Follow [amigobulls.com](#) on LinkedIn  Follow [amigobulls.com](#) on Google+

Copyright © 2017 amigobulls.com

Historical, current end-of-day data, and company fundamental data provided by [Zacks](#).

All information provided "as is" for informational purposes only, not intended for trading purposes or advice. Neither Amigobulls nor any of the data providers is liable for any informational errors, incompleteness, or delays, or for any actions taken in reliance on information contained herein. By accessing the amigobulls.com, you agree not to redistribute the information found therein. Please read our [terms of use](#) and [privacy policy](#).

LOGIN

SIGN UP