



DEMOGRAPHICS

Zippia Score 4.3

[Job Openings \(115\)](#)

[Claim This Company](#)

- Overview
- Jobs
- Salary
- Revenue
- History
- Demographics
- Competitors
- CEO & Executives
- Part Time Jobs
- Remote Jobs

Research Summary. Using a database of 30 million profiles, Zippia estimates demographics and statistics for Apogee Enterprises. Our estimates are verified against BLS, Census, and current job openings data for accuracy. After extensive research and analysis, Zippia's data science team found that:

- Apogee Enterprises has **4,614 employees**.
- **32%** of Apogee Enterprises employees are **women**, while 68% are men.
- The most common ethnicity at Apogee Enterprises is White (59%), followed by Hispanic or Latino (17%) and Black or African American (12%).
- 17% of Apogee Enterprises employees are Hispanic or Latino.
- 12% of Apogee Enterprises employees are Black or African American.
- The average employee at Apogee Enterprises makes \$47,196 per year.
- Apogee Enterprises employees are most likely to be members of the republican party.
- On average, employees at Apogee Enterprises stay with the company for 3.7 years.

Number of Employees
4,614



Apogee Enterprises Jobs
Open Jobs 134
Remote Jobs 9



Gender
Male - 68%
Female - 31%



Race
White - 58%
Hispanic or Latino - 16%



APOGEE ENTERPRISES DIVERSITY

- 32% of Apogee Enterprises employees are female.
- 59% of Apogee Enterprises employees are white.

[Jobs From Similar Companies](#)



We calculated the diversity score of companies by measuring multiple factors, including the ethnic background, gender identity, and language skills of their workforce.

CEO	Ty R. Silberhorn
Industry	Construction Materials
Company Type	Public
Employees Who Are Women	32%
Executives Who Are Women	29%
Employees Who Are Minorities	41%
Executives Who Are Minorities	37%
Most Common Minority	Hispanic or Latino
Most Common Foreign Language	Spanish

Compare Apogee Enterprises With Other Companies

Company ▾

Genders

Male	<div> <div>  <div> <div>Apogee Enterprises</div> <div>68.1 %</div> </div> </div> <div> <div>Wausau Window</div> <div>72.9 %</div> </div> </div>
Female	<div> <div> <div>31.9 %</div> <div>27.1 %</div> </div> </div>

Ethnicity

White	<div> <div> <div>59.0 %</div> <div>79.7 %</div> </div> </div>
Hispanic Or Latino	<div> <div> <div>16.7 %</div> <div>8.6 %</div> </div> </div>
Black Or African American	<div> <div> <div>12.0 %</div> <div>3.9 %</div> </div> </div>

Show More

Foreign Languages Spoken

Spanish	<div> <div> <div>47.2 %</div> <div>-</div> </div> </div>
Hmong	<div> <div> <div>8.3 %</div> <div>-</div> </div> </div>
Chinese	<div> <div> <div>5.6 %</div> <div>-</div> </div> </div>

Show More

APOGEE ENTERPRISES JOBS

Job Title ▾

Location ▾

Distance ▾

Salary ▾

Job Type ▾

Job Level ▾

Education ▾

Date Posted ▾

MOST COMMON APOGEE ENTERPRISES LOCATIONS

Rank ↕	City ↕	Job Count ↕
1	Wausau, WI	28
2	Faribault, MN	14
3	Dallas, TX	13
4	Minneapolis, MN	12
5	Atlanta, GA	11
6	Walker, MI	11
7	Austin, TX	8
8	Owatonna, MN	8
9	Arlington, VA	3
10	Suffolk, VA	3

APOGEE ENTERPRISES EMPLOYEES EDUCATION

- The most common highest [degree level](#) of Apogee Enterprises employees is bachelors, with 53% of employees having at least a bachelors.
- The most common major among Apogee Enterprises employees is business. 29% of Apogee Enterprises employees majored in business.

Company ▾

Schools

University Of Texas At Austin	<div><div></div><div>Apogee Enterprises</div></div> <div>Wausau Window</div>	
	9.7 %	-
University Of Pittsburgh		
	6.9 %	-
Saint Leo University		
	6.9 %	-

Show More

Majors

Business		
	29.3 %	15.8 %
Computer Science		
	6.5 %	3.5 %
Psychology		
	6.5 %	1.8 %

Show More

Degrees

Bachelors		
	52.9 %	34.2 %
Associate		
	16.2 %	31.5 %
High School Diploma		
	16.0 %	19.2 %

Show More

DEMOGRAPHICS BY DEPARTMENT

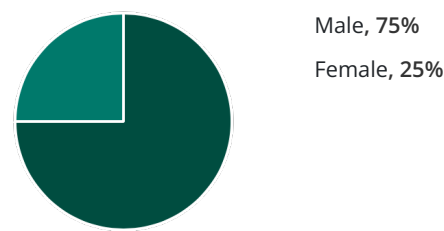
Jobs From Companies You
Might Like

- Apogee Enterprises is a male-dominated company. 68% of Apogee Enterprises employees are male and 32% of Apogee Enterprises employees are female.
- The most common race/ethnicity at Apogee Enterprises is White. 59% of employees at Apogee Enterprises are White.

Finance ▾

Gender Distribution At Apogee Enterprises

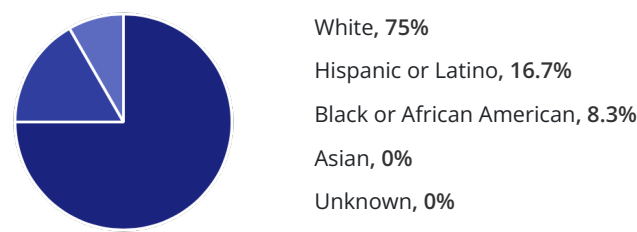
Gender ↕	Percentages ↕
Male	75.0%
Female	25.0%



Finance ▾

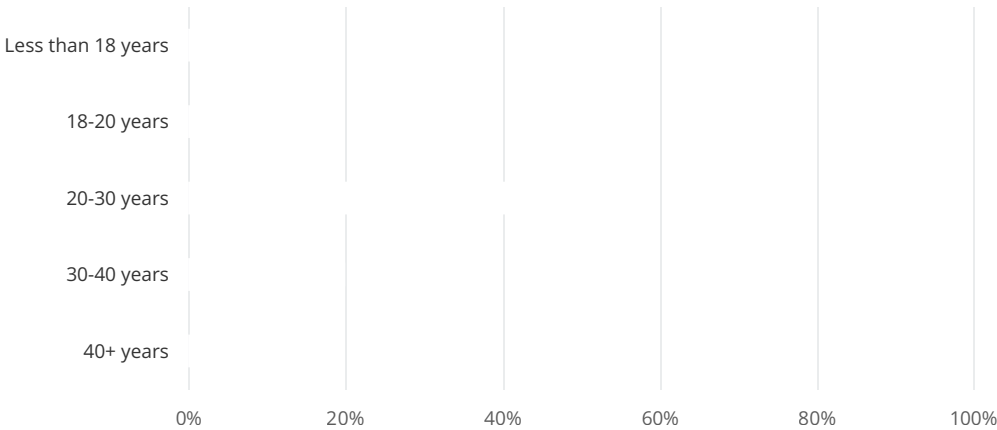
Race Distribution At Apogee Enterprises

Race ↕	Percentages ↕
White	75.0%
Hispanic or Latino	16.7%
Black or African American	8.3%
Asian	0.0%
Unknown	0.0%



WHAT IS THE AVERAGE AGE OF EMPLOYEES AT APOGEE ENTERPRISES?

- The most common age range of Apogee Enterprises employees is 20-30 years. 49% of Apogee Enterprises employees are between the ages of 20-30 years.
- The least common age range of Apogee Enterprises employees is less than 18 years. 2% of Apogee Enterprises employees are between the ages of less than 18 years.

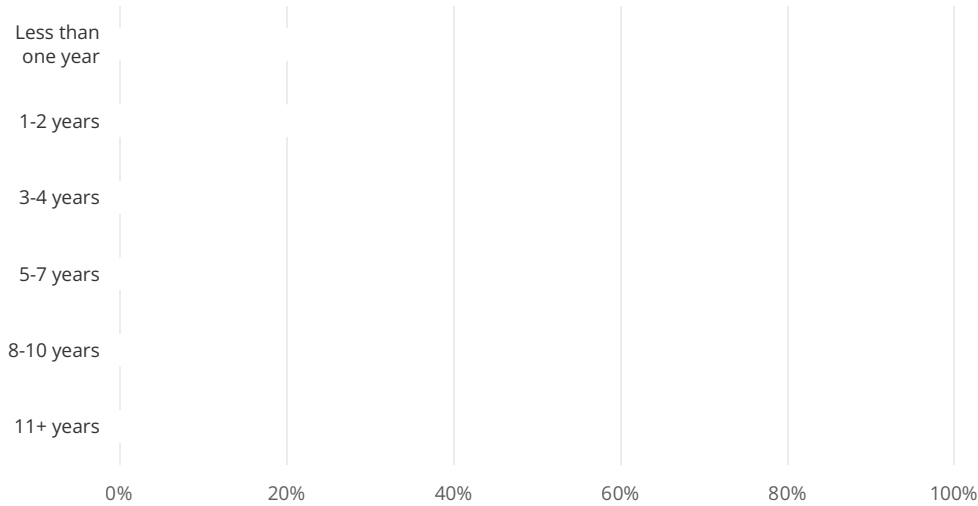


Apogee Enterprises Employee Age Breakdown

Employees Age ↕	Percentages ↕
Less than 18 years	1%
18-20 years	12%
20-30 years	48%
30-40 years	20%
40+ years	16%

WHAT IS THE AVERAGE LENGTH OF EMPLOYMENT AT APOGEE ENTERPRISES?

- A plurality of employees at Apogee Enterprises stay for 1-2 years. 33% of Apogee Enterprises employees stay at the company for 1-2 years.
- It's rare for an employee to stay with Apogee Enterprises for 8-10 years. Only 7% of Apogee Enterprises employees stay at the company for 8-10 years.



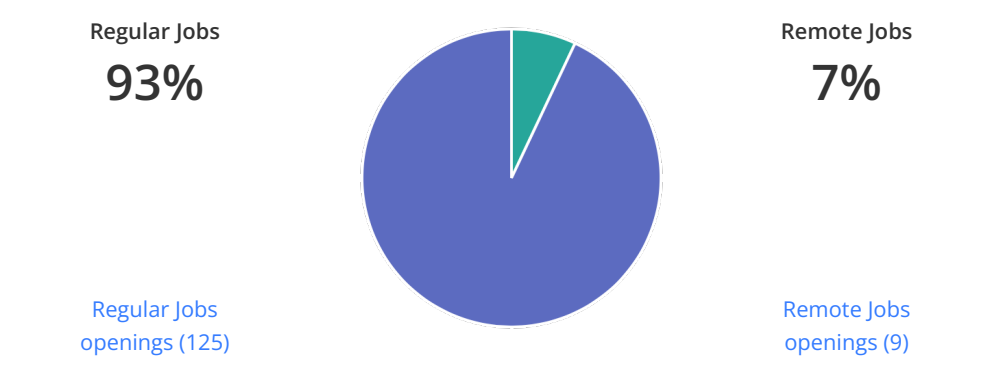
Apogee Enterprises Employees Length of Employment

Number or Years ↕	Percentages ↕
Less than one year	28%
1-2 years	33%
3-4 years	10%
5-7 years	14%
8-10 years	7%
11+ years	8%

APOGEE ENTERPRISES REMOTE JOBS STATISTICS

Apogee Enterprises Remote Jobs

- 7% of jobs at Apogee Enterprises are [remote jobs](#).
- There are currently 9 remote jobs available at Apogee Enterprises, compared to 125 traditional jobs.



Compare Apogee Enterprises With Other Companies

Company Name ↕	Jobs Openings ↕	Remote Jobs Openings ↕
Harmon	141	4
Oldcastle Infrastructure	2,217	76
Calportland	103	0
ASSA ABLOY Door Security Solutions - US	314	17

Find Your Remote Jobs

Job Title

La Crosse, WI, ... ▾

Distance ▾

Salary ▾

Job Ty

>


APOGEE ENTERPRISES SALARY DISTRIBUTION

- A plurality of of employees at Apogee Enterprises earn \$25k-40k. 51% of employees earn a salary of \$25k-40k a year.

- The least common salary at Apogee Enterprises is >\$200k. Only 0% of Apogee Enterprises employees earn a salary of >\$200k a year.

Company ▾

Salary

<\$25k	<div><div></div><div>Apogee Enterprises</div></div> <div>3.6 %</div>	<div><div>Wausau Window</div><div>0.0 %</div></div>
\$25k-40k	<div>51.4 %</div>	<div>24.3 %</div>
\$40k-60k	<div>24.6 %</div>	<div>32.8 %</div>
\$60k-100k	<div>14.8 %</div>	<div>33.9 %</div>
\$100k-200k	<div>5.4 %</div>	<div>9.0 %</div>
>\$200k	<div>0.3 %</div>	<div>0.0 %</div>

Apogee Enterprises Jobs Listings By Salary Range

Salary Range ▴ ▾	Apogee Enterprises ▴ ▾	Wausau Window and Wall Systems ▴ ▾
<\$25k	50 jobs	0 jobs
\$25k-40k	718 jobs	46 jobs
\$40k-60k	344 jobs	62 jobs
\$60k-100k	207 jobs	64 jobs
\$100k-200k	75 jobs	17 jobs
>\$200k	4 jobs	0 jobs

Related Company Demographics	Working At Related Companies	Related Company Jobs	Apogee Enterprises Highest Paying Jobs
Wausau Window and Wall Systems Demographics	Wausau Window and Wall Systems Reviews	Harmon Careers	Network Technician jobs Apogee Enterprises
Harmon Demographics	Harmon Reviews	EFCO Careers	Registered Field Nurse jobs Apogee Enterprises
Viracon Demographics	Viracon Reviews	Oldcastle Infrastructure Careers	Production Supervisor jobs Apogee Enterprises
EFCO Demographics	EFCO Reviews	ECHO USA Careers	Recruiter jobs Apogee Enterprises
Oldcastle Infrastructure Demographics	Oldcastle Infrastructure Reviews	Sunline Switchboards PTY Careers	
Dorsey & Whitney Demographics	Dorsey & Whitney Reviews	Dorsey & Whitney Careers	
U.S. Bank Demographics	U.S. Bank Reviews	U.S. Bank Careers	
Medtronic Demographics	Medtronic Reviews	Medtronic Careers	
Be The Match Demographics	Be The Match Reviews	Be The Match Careers	
Luther Auto Demographics	Luther Auto Reviews	Luther Auto Careers	
Allianz Life Demographics	Allianz Life Reviews	Allianz Life Careers	
Ziegler CAT Demographics	Ziegler CAT Reviews	Ziegler CAT Careers	
Piper Jaffray Demographics	Piper Jaffray Reviews	Piper Jaffray Careers	
Xcel Energy Demographics	Xcel Energy Reviews	Xcel Energy Careers	
Twin Cities Co-op Partners Demographics	Twin Cities Co-op Partners Reviews	Twin Cities Co-op Partners Careers	

Zippia gives an in-depth look into the details of Apogee Enterprises, including salaries, political affiliations, employee data, and more, in order to inform job seekers about Apogee Enterprises. The employee data is based on information from people who have self-reported their past or current employments at Apogee Enterprises. The data on this page is also based on data sources collected from public and open data sources on the Internet and other locations, as well as proprietary data we licensed from other companies. Sources of data may include, but are not limited to, the BLS, company filings, estimates based on those filings, H1B filings, and other public and private datasets. While we have made attempts to ensure that the information displayed are correct, Zippia is not responsible for any errors or omissions or for the results obtained from the use of this information. None of the information on this page has been provided or approved by Apogee Enterprises. The data presented on this page does not represent the view of Apogee Enterprises and its employees or that of Zippia.

Apogee Enterprises may also be known as or be related to APOGEE ENTERPRISES INC., Apogee Enterprises, Apogee Enterprises Inc and Apogee Enterprises, Inc.

[About Us](#)

[Employee Services](#)

[Terms of Use](#)

[Privacy Policy](#)

[Contact Us](#)

[Employee Handbook](#)

[New Hire Onboarding](#)