

SIGN UP

Search for a company



ROCKWELL AUTOMATION STATISTICS AND DEMOGRAPHICS

Zippia Score 4.9

Job Openings (505)

Claim This Company

- Overview
- Jobs
- Salary
- Revenue
- Locations
- History
- Demographics**
- CEO & Executives
- FAQs
- Part Time

Research Summary. Using a database of 30 million profiles, Zippia estimates demographics and statistics for Rockwell Automation. Our estimates are verified against BLS, Census, and current job openings data for accuracy. After extensive research and analysis, Zippia's data science team found that:

- Rockwell Automation has **24,500 employees**.
- **31%** of Rockwell Automation employees are **women**, while 69% are men.
- The most common ethnicity at Rockwell Automation is White (63%), followed by Asian (12%) and Hispanic or Latino (11%).
- 12% of Rockwell Automation employees are Asian.
- 11% of Rockwell Automation employees are Hispanic or Latino.
- The average employee at Rockwell Automation makes \$75,932 per year.
- Rockwell Automation employees are most likely to be members of the democratic party.
- On average, employees at Rockwell Automation stay with the company for 5.3 years.

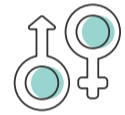
Number of Employees
24,500



Rockwell Automation Jobs
Open Jobs 785
Remote Jobs 87



Gender
Male - 69%
Female - 30%



Race
White - 63%
Asian - 12%



ROCKWELL AUTOMATION DIVERSITY

- 31% of Rockwell Automation employees are female.
- 63% of Rockwell Automation employees are white.



Diversity Score

We calculated the diversity score of companies by measuring multiple factors, including the ethnic background, gender identity, and language skills of their workforce.

CEO	Blake D. Moret
Industry	Software & Services
Company Type	Public
Employees Who Are Women	31%
Executives Who Are Women	19%

Employees Who Are Minorities	37%
Executives Who Are Minorities	36%
Most Common Minority	Asian
Most Common Foreign Language	Spanish

Compare Rockwell Automation With Other Companies

Company ▾

Genders

Male

	Rockwell Automation	NCR
Male	69.1 %	65.5 %
Female	30.9 %	34.5 %

Female

Ethnicity

White

63.4 % 57.5 %

Asian

12.5 % 10.0 %

Hispanic Or Latino

11.3 % 12.5 %

Show More

Foreign Languages Spoken

Spanish

43.1 % 53.7 %

German

9.8 % 6.8 %

French

7.3 % 8.8 %

Jobs From Similar Companies

ROCKWELL AUTOMATION JOBS

Job Title ▾

Filters ▾

--	--	--	--

MOST COMMON ROCKWELL AUTOMATION LOCATIONS

Rank	City	Job Count
1	Milwaukee, WI	51
2	Chicago, IL	37
3	Detroit, MI	26
4	Houston, TX	25
5	Phoenix, AZ	22
6	Columbus, OH	22
7	San Francisco, CA	18
8	Boston, MA	17
9	Indianapolis, IN	16
10	Philadelphia, PA	12
11	Seattle, WA	11
12	Nashville, TN	11
13	Louisville, KY	10
14	Denver, CO	8
15	Portland, OR	8
16	Dallas, TX	6
17	Oklahoma City, OK	5
18	Baltimore, MD	5
19	Albuquerque, NM	5
20	Austin, TX	4

ROCKWELL AUTOMATION EMPLOYEES EDUCATION

- The most common highest [degree level](#) of Rockwell Automation employees is bachelors, with 61% of employees having at least a bachelors.
- The most common major among Rockwell Automation employees is electrical engineering. 22% of Rockwell Automation employees majored in electrical engineering.

Company ▾

Schools



School	Rockwell Automation	NCR
University Of Wisconsin Colleges	16.4 %	-
University Of Wisconsin - Stevens Point	8.5 %	-
Marquette University	8.4 %	-

[Show More](#)

Majors

Electrical Engineering	21.7 %	11.5 %
Business	18.2 %	23.4 %
Mechanical Engineering	7.7 %	-

[Show More](#)

Degrees

Bachelors	60.7 %	56.0 %
Associate	16.0 %	20.0 %
Masters	11.8 %	9.9 %

[Show More](#)

DEMOGRAPHICS BY DEPARTMENT

- Rockwell Automation is a male-dominated company. 69% of Rockwell Automation employees are male and 31% of Rockwell Automation employees are female.
- The most common race/ethnicity at Rockwell Automation is White. 63% of employees at Rockwell Automation are White.

Engineering ▾

Gender Distribution At Rockwell Automation

Gender	Percentages
Male	79.9%
Female	20.1%

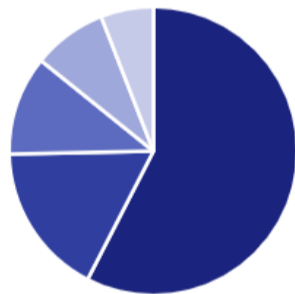


Male, 79.9%
Female, 20.1%

Engineering

Race Distribution At Rockwell Automation

Race	Percentages
White	57.5%
Asian	17.1%
Hispanic or Latino	11.1%
Black or African American	8.3%
Unknown	5.9%



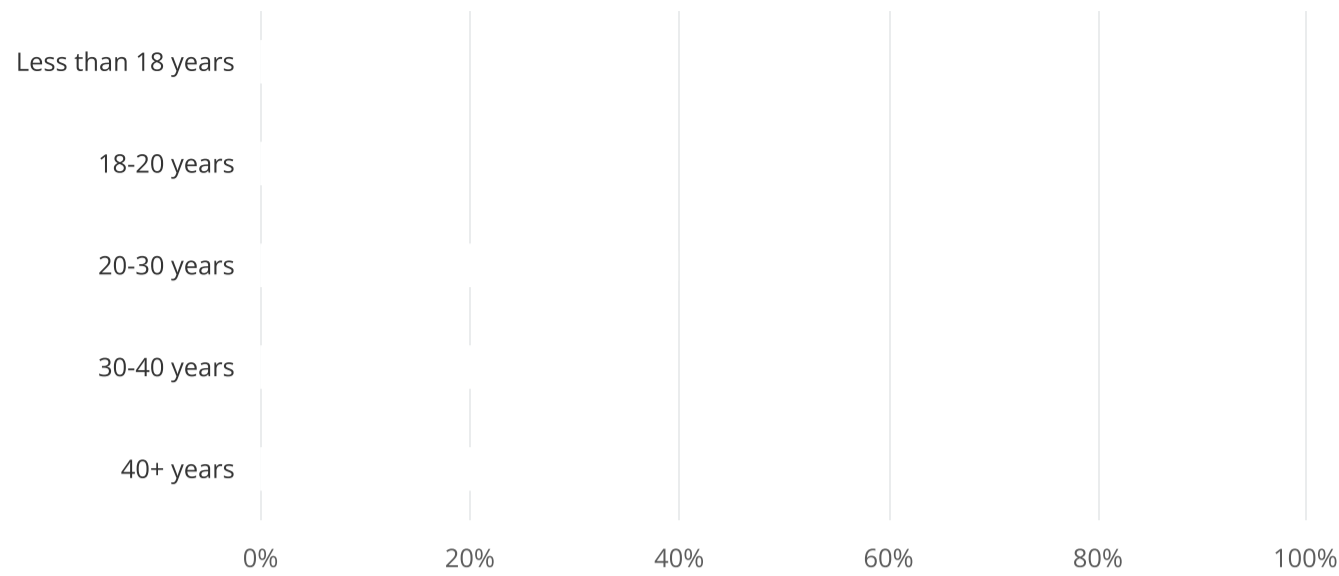
White, 57.5%
Asian, 17.1%
Hispanic or Latino, 11.1%
Black or African American, 8.3%
Unknown, 5.9%

Jobs From Companies You Might Like

WHAT IS THE AVERAGE AGE OF EMPLOYEES AT ROCKWELL AUTOMATION?

- The most common age range of Rockwell Automation employees is 20-30 years. 41% of Rockwell Automation employees are between the ages of 20-30 years.

- The least common age range of Rockwell Automation employees is less than 18 years. 2% of Rockwell Automation employees are between the ages of less than 18 years.

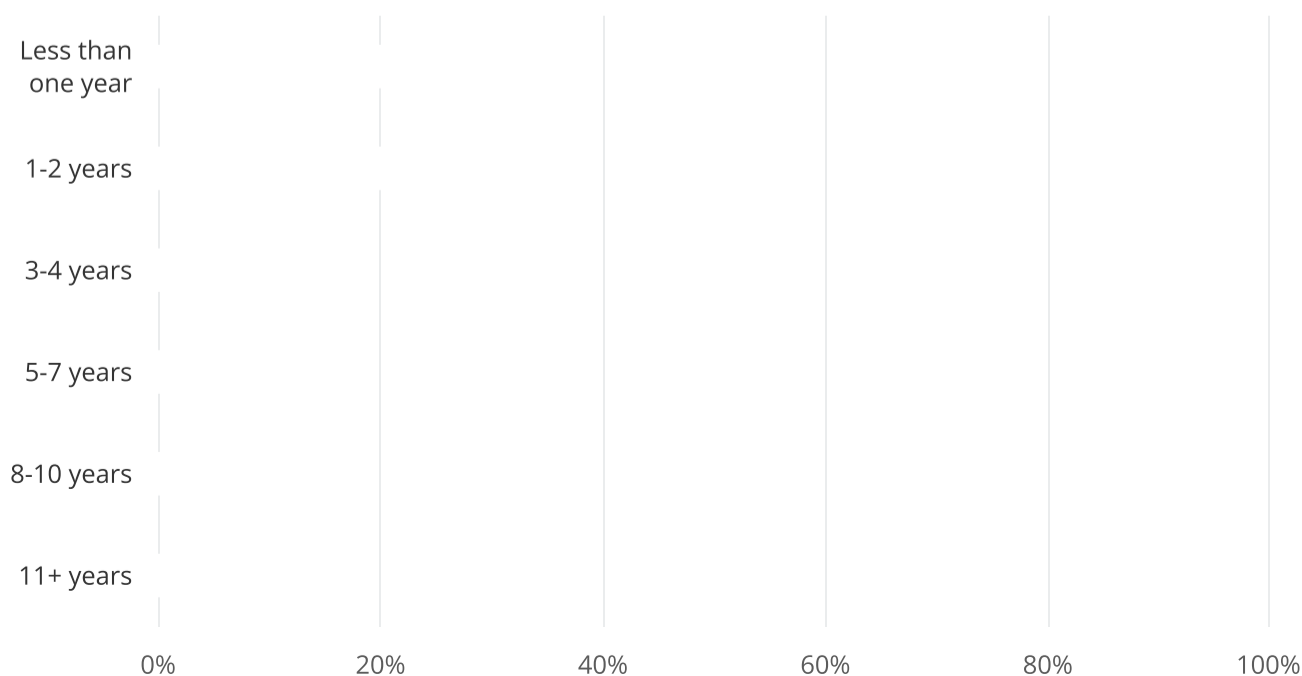


Rockwell Automation Employee Age Breakdown

Employees Age	Percentages
Less than 18 years	1%
18-20 years	10%
20-30 years	40%
30-40 years	25%
40+ years	21%

WHAT IS THE AVERAGE LENGTH OF EMPLOYMENT AT ROCKWELL AUTOMATION?

- A plurality of employees at Rockwell Automation stay for 1-2 years. 29% of Rockwell Automation employees stay at the company for 1-2 years.
- It's rare for an employee to stay with Rockwell Automation for 8-10 years. Only 7% of Rockwell Automation employees stay at the company for 8-10 years.

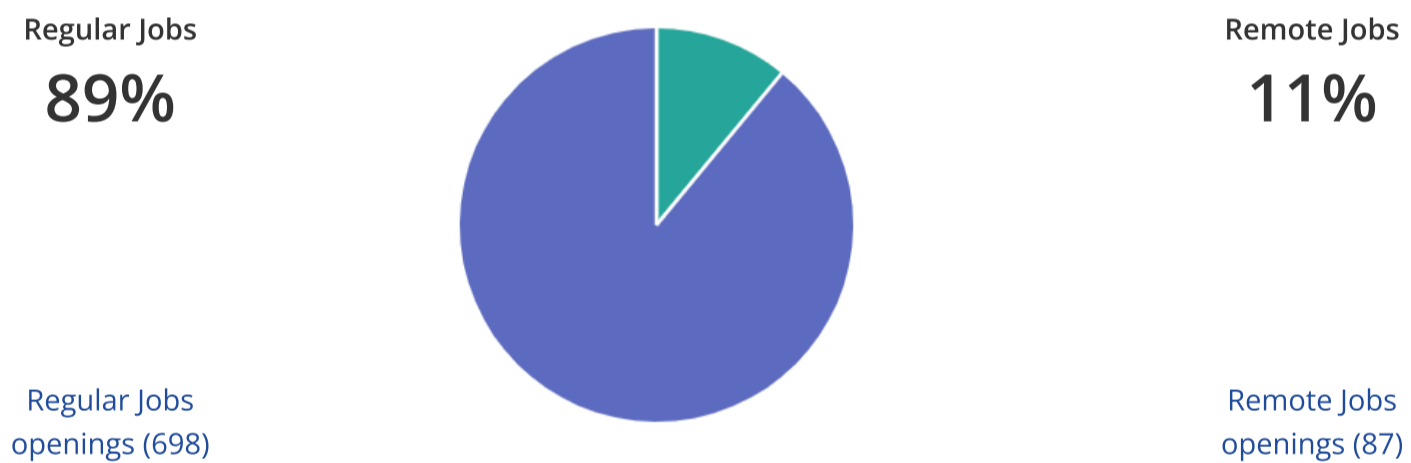


Rockwell Automation Employees Length of Employment

Number or Years	Percentages
Less than one year	23%
1-2 years	29%
3-4 years	11%
5-7 years	12%
8-10 years	7%
11+ years	18%

ROCKWELL AUTOMATION REMOTE JOBS STATISTICS

- 11% of jobs at Rockwell Automation are [remote jobs](#).
- There are currently 87 remote jobs available at Rockwell Automation, compared to 698 traditional jobs.



Compare Rockwell Automation With Other Companies

Company Name	Jobs Openings	Remote Jobs Openings
NCR	385	0
Dover	582	4
Eaton	3,083	555
Fortive	494	127
Danaher	6,788	3,178

[Show More](#)

[Find Your Remote Jobs](#)

Job Title Filters


Rockwell Automation Remote Jobs

ROCKWELL AUTOMATION SALARY DISTRIBUTION

- A plurality of employees at Rockwell Automation earn \$60k-100k. 38% of employees earn a salary of \$60k-100k a year.
- The least common salary at Rockwell Automation is >\$200k. Only 0% of Rockwell Automation employees earn a salary of >\$200k a year.

Company

Salary

	 Rockwell Automation	NCR
<\$25k	1.0 %	1.7 %
\$25k-40k	20.8 %	20.5 %
\$40k-60k	21.0 %	16.3 %
\$60k-100k	37.7 %	38.2 %
\$100k-200k	19.5 %	23.1 %
>\$200k	0.0 %	0.2 %

Rockwell Automation Jobs Listings By Salary Range

Salary Range <input type="button" value="v"/>	Rockwell Automation <input type="button" value="v"/>	NCR <input type="button" value="v"/>
<\$25k	62 jobs	227 jobs
\$25k-40k	1,282 jobs	2,690 jobs
\$40k-60k	1,296 jobs	2,142 jobs
\$60k-100k	2,324 jobs	5,024 jobs
\$100k-200k	1,201 jobs	3,043 jobs
>\$200k	3 jobs	22 jobs

TOP ROCKWELL AUTOMATION EMPLOYEES CERTIFICATIONS

- The most common certification among Rockwell Automation employees is leadership certificate.
- 10% of employees at Rockwell Automation have a leadership certificate.

Rank	Certification	Organization
1	Leadership Certificate	Global Knowledge
2	Six Sigma Green Belt	International Association of Six Sigma Certification
3	Project Management Professional (PMP)	Project Management Institute
4	Generator Technician Certification	Equipment & Engine Training Council
5	Master Certified Electronics Technician (CETma)	ETA International
6	Six Sigma Black Belt Certification (SSBB)	Society for Manufacturing Engineers

Related Company Demographics

[NCR Demographics](#)

[Dover Demographics](#)

[Eaton Demographics](#)

[Cypress Demographics](#)

[Danaher Demographics](#)

[Foley & Lardner Demographics](#)

[Sensient Technologies Demographics](#)

[Artisan Partners Demographics](#)

[Northwestern Mutual Demographics](#)

[Harley-Davidson Demographics](#)

[Medical College of Wisconsin Demographics](#)

[Gardner Denver Demographics](#)

[Baird Demographics](#)

[Johnson Controls Demographics](#)

[U.S. Department of Housing and Urban Development Demographics](#)

Working At Related Companies

[NCR Reviews](#)

[Dover Reviews](#)

- [Eaton Reviews](#)
- [Cypress Reviews](#)
- [Fortive Reviews](#)
- [Foley & Lardner Reviews](#)
- [Sensient Technologies Reviews](#)
- [Artisan Partners Reviews](#)
- [Northwestern Mutual Reviews](#)
- [Harley-Davidson Reviews](#)
- [Medical College of Wisconsin Reviews](#)
- [Gardner Denver Reviews](#)
- [Baird Reviews](#)
- [Johnson Controls Reviews](#)
- [U.S. Department of Housing and Urban Development Reviews](#)

Related Company Jobs

- [NCR Careers](#)
- [Dover Careers](#)
- [Eaton Careers](#)
- [Cypress Careers](#)
- [Fortive Careers](#)
- [Foley & Lardner Careers](#)
- [Sensient Technologies Careers](#)
- [Artisan Partners Careers](#)
- [Northwestern Mutual Careers](#)
- [Harley-Davidson Careers](#)
- [Medical College of Wisconsin Careers](#)
- [Gardner Denver Careers](#)
- [Baird Careers](#)
- [Johnson Controls Careers](#)
- [Brady Careers](#)

Rockwell Automation Highest Paying Jobs

- [Consultant jobs Rockwell Automation](#)
- [Senior Software Engineer jobs Rockwell Automation](#)
- [Senior Engineer jobs Rockwell Automation](#)
- [Account Executive jobs Rockwell Automation](#)
- [Account Manager jobs Rockwell Automation](#)
- [Sales Specialist jobs Rockwell Automation](#)
- [Field Service Technician jobs Rockwell Automation](#)
- [Data Architect jobs Rockwell Automation](#)
- [Solutions Consultant jobs Rockwell Automation](#)
- [Business Development Lead jobs Rockwell Automation](#)

[Material Handler jobs Rockwell Automation](#)

[Planner jobs Rockwell Automation](#)

[Product Manager jobs Rockwell Automation](#)

[Requirements Engineer jobs Rockwell Automation](#)

[Assembler jobs Rockwell Automation](#)

Updated July 11, 2022

[COMPANIES](#) » [WISCONSIN](#) » [MILWAUKEE, WI](#) » [ROCKWELL AUTOMATION](#) » [ROCKWELL AUTOMATION DEMOGRAPHICS](#)

Zippia gives an in-depth look into the details of Rockwell Automation, including salaries, political affiliations, employee data, and more, in order to inform job seekers about Rockwell Automation. The employee data is based on information from people who have self-reported their past or current employments at Rockwell Automation. The data on this page is also based on data sources collected from public and open data sources on the Internet and other locations, as well as proprietary data we licensed from other companies. Sources of data may include, but are not limited to, the BLS, company filings, estimates based on those filings, H1B filings, and other public and private datasets. While we have made attempts to ensure that the information displayed are correct, Zippia is not responsible for any errors or omissions or for the results obtained from the use of this information. None of the information on this page has been provided or approved by Rockwell Automation. The data presented on this page does not represent the view of Rockwell Automation and its employees or that of Zippia.

Rockwell Automation may also be known as or be related to Rockwell Automation, Rockwell Automation Inc, Rockwell Automation, Inc and Rockwell Automation, Inc.

[ZIPPIA](#)

[About Us](#)

[Employer Services](#)

[Terms of Use](#)

[Privacy Policy](#)

[Contact Us](#)

[CAREERS & JOBS](#)

[Resume Builder](#)

[Job Search Q&A](#)

Email: support@zippia.com

Copyright © 2022 Zippia, Inc.