

SIGN UP

Search for a company



MADISON GAS AND ELECTRIC STATISTICS AND DEMOGRAPHICS

Zippia Score 4.7

[Job Openings \(11\)](#)

[Claim This Company](#)

- Overview
- Jobs
- Salary
- Revenue
- History
- Demographics
- CEO & Executives

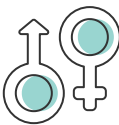
Research Summary. Using a database of 30 million profiles, Zippia estimates demographics and statistics for Madison Gas and Electric. Our estimates are verified against BLS, Census, and current job openings data for accuracy. After extensive research and analysis, Zippia's data science team found that:

- Madison Gas and Electric has **731 employees**.
- **34%** of Madison Gas and Electric employees are **women**, while 66% are men.
- The most common ethnicity at Madison Gas and Electric is White (73%), followed by Hispanic or Latino (9%) and Black or African American (7%).
- 9% of Madison Gas and Electric employees are Hispanic or Latino.
- 7% of Madison Gas and Electric employees are Black or African American.
- The average employee at Madison Gas and Electric makes \$58,961 per year.
- Madison Gas and Electric employees are most likely to be members of the democratic party.
- On average, employees at Madison Gas and Electric stay with the company for 4.3 years.

Number of Employees
731



Gender
Male - 66%
Female - 33%



Race
White - 73%
Hispanic or Latino - 8%



MADISON GAS AND ELECTRIC DIVERSITY

- 34% of Madison Gas and Electric employees are female.
- 73% of Madison Gas and Electric employees are white.



Diversity Score

We calculated the diversity score of companies by measuring multiple factors, including the ethnic background, gender identity, and language skills of their workforce.

CEO
Industry

Gary J. Wolter
Energy Equipment & Services

Company Type	Public
Employees Who Are Women	34%
Executives Who Are Women	-
Employees Who Are Minorities	27%
Executives Who Are Minorities	-
Most Common Minority	Hispanic or Latino
Most Common Foreign Language	Polish

Compare Madison Gas and Electric With Other Companies

Company ▾

Genders

Male



Madison Gas and Electric	Duke Energy
66.2 %	56.8 %

Female

33.8 %	43.2 %
--------	--------

Ethnicity

White

76.0 %	62.2 %
--------	--------

Hispanic Or Latino

8.0 %	10.9 %
-------	--------

Black Or African American

6.7 %	14.8 %
-------	--------

Show More

Foreign Languages Spoken

Polish

50.0 %	-
--------	---

Carrier


50.0 %	2.8 %
--------	-------

Jobs From Similar Companies

MADISON GAS AND ELECTRIC JOBS

Job Title ▾

Filters ▾



MOST COMMON MADISON GAS AND ELECTRIC LOCATIONS

Rank	City	Job Count
1	Madison, WI	29

MADISON GAS AND ELECTRIC EMPLOYEES EDUCATION

- The most common highest [degree level](#) of Madison Gas and Electric employees is bachelors, with 65% of employees having at least a bachelors.
- The most common major among Madison Gas and Electric employees is accounting. 13% of Madison Gas and Electric employees majored in accounting.

Company

Schools

	Madison Gas and Electric	Duke Energy
Madison Area Technical College	20.8 %	-
University Of Wisconsin Colleges	16.7 %	-
University Of Wisconsin - Madison	14.6 %	-

Show More

Majors

Accounting

13.0 %8.9 %

Business

10.9 %28.1 %

Journalism

8.7 %-

Show More

Degrees

Bachelors

65.4 %58.7 %

Associate

25.0 %18.3 %

High School Diploma

3.8 %7.4 %

Show More

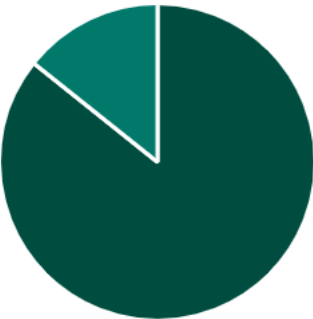
DEMOGRAPHICS BY DEPARTMENT

- Madison Gas and Electric is a male-dominated company. 66% of Madison Gas and Electric employees are male and 34% of Madison Gas and Electric employees are female.
- The most common race/ethnicity at Madison Gas and Electric is White. 73% of employees at Madison Gas and Electric are White.

Other ▾

Gender Distribution At Madison Gas And Electric

Gender ▾	Percentages ▾
Male	85.7%
Female	14.3%

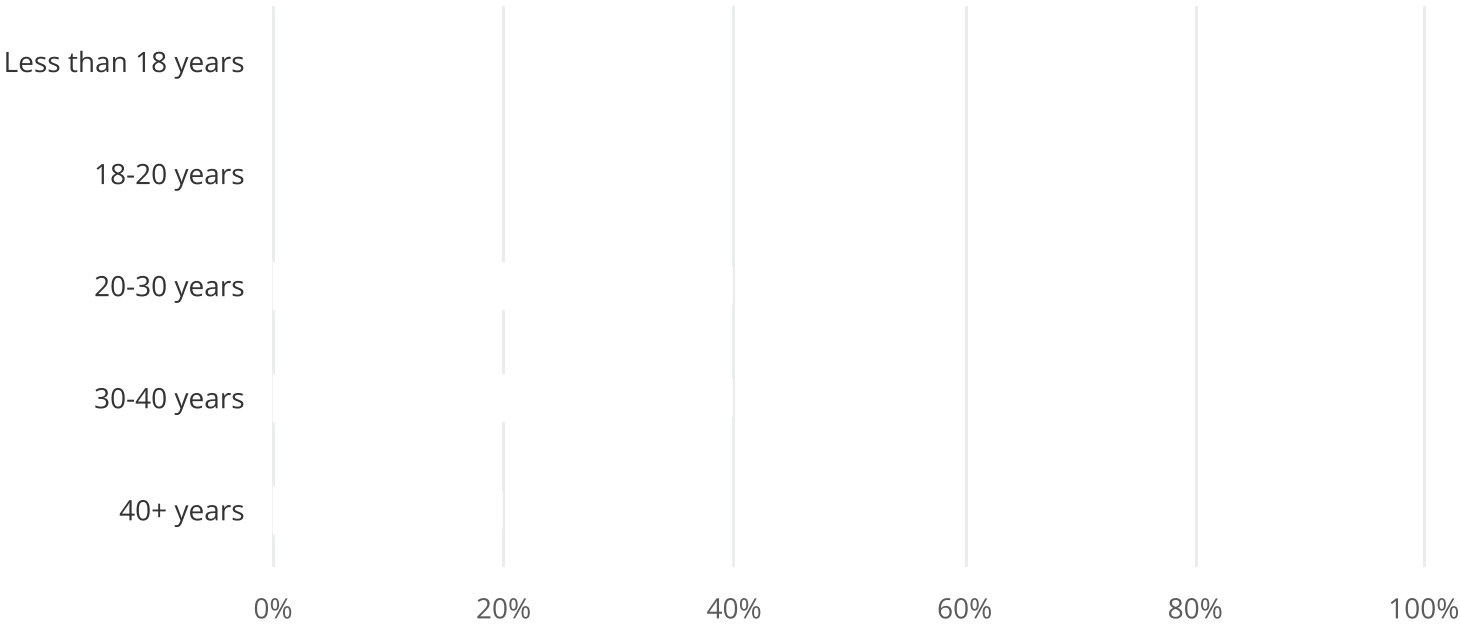


Male, 85.7%
Female, 14.3%

Jobs From Companies You Might Like

WHAT IS THE AVERAGE AGE OF EMPLOYEES AT MADISON GAS AND ELECTRIC?

- The most common age range of Madison Gas and Electric employees is 30-40 years. 40% of Madison Gas and Electric employees are between the ages of 30-40 years.
- The least common age range of Madison Gas and Electric employees is less than 18 years. 0% of Madison Gas and Electric employees are between the ages of less than 18 years.

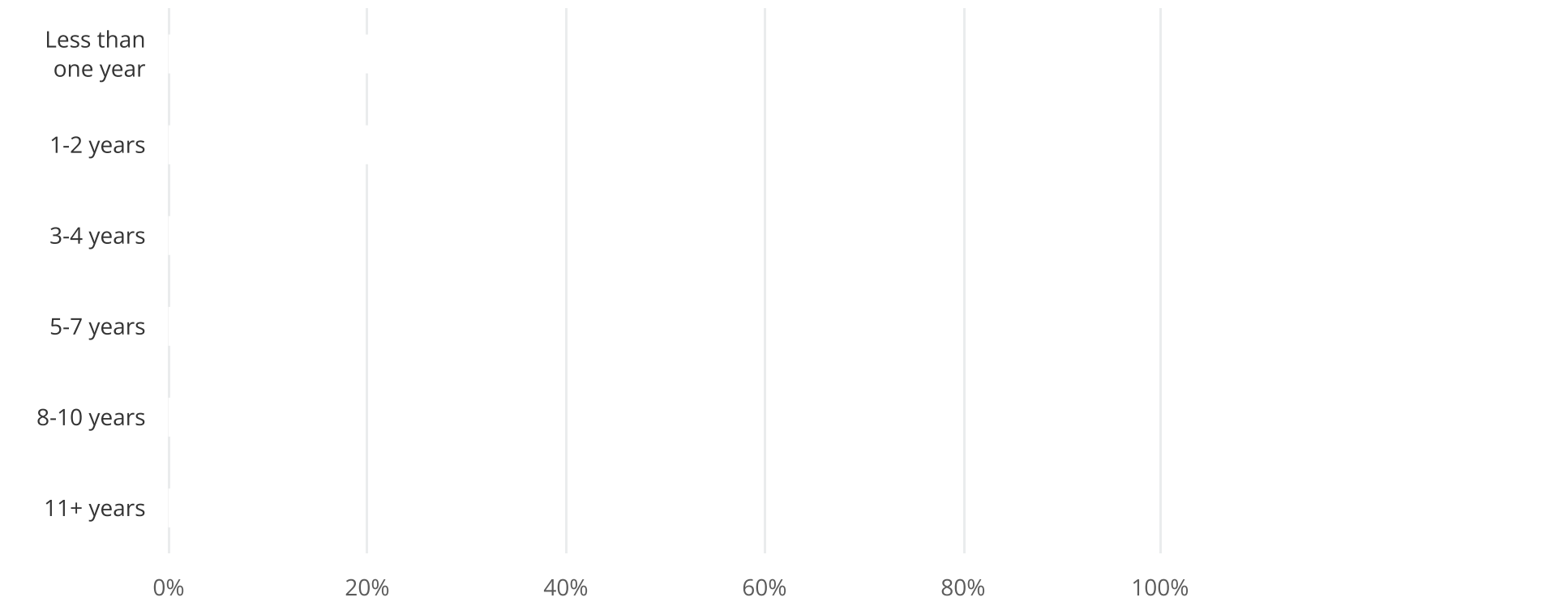


Madison Gas And Electric Employee Age Breakdown

Employees Age ▾	Percentages ▾
Less than 18 years	0%
18-20 years	0%
20-30 years	40%
30-40 years	40%
40+ years	20%

WHAT IS THE AVERAGE LENGTH OF EMPLOYMENT AT MADISON GAS AND ELECTRIC?

- A plurality of employees at Madison Gas and Electric stay for 1-2 years. 34% of Madison Gas and Electric employees stay at the company for 1-2 years.
- It's rare for an employee to stay with Madison Gas and Electric for 3-4 years. Only 9% of Madison Gas and Electric employees stay at the company for 3-4 years.



Madison Gas and Electric Employees Length of Employment

Number or Years ⬆	Percentages ⬆
Less than one year	22%
1-2 years	34%
3-4 years	9%
5-7 years	11%
8-10 years	11%
11+ years	13%

MADISON GAS AND ELECTRIC SALARY DISTRIBUTION

- A plurality of of employees at Madison Gas and Electric earn \$60k-100k. 51% of employees earn a salary of \$60k-100k a year.
- The least common salary at Madison Gas and Electric is <\$25k. Only 1% of Madison Gas and Electric employees earn a salary of <\$25k a year.

Company ▾

Salary



Madison Gas Duke

	Madison Gas and Electric	Duke Energy
<\$25k	0.9 %	2.3 %
\$25k-40k	25.2 %	54.9 %
\$40k-60k	18.3 %	14.5 %
\$60k-100k	51.4 %	20.8 %
\$100k-200k	4.2 %	7.4 %
>\$200k	0.0 %	0.0 %

Madison Gas And Electric Jobs Listings By Salary Range

Salary Range	Madison Gas and Electric	Duke Energy
<\$25k	4 jobs	202 jobs
\$25k-40k	113 jobs	4,845 jobs
\$40k-60k	82 jobs	1,283 jobs
\$60k-100k	231 jobs	1,836 jobs
\$100k-200k	19 jobs	655 jobs
>\$200k	0 jobs	1 jobs

Related Company Demographics

[Duke Energy Demographics](#)

[NiSource Demographics](#)

[AVANGRID Demographics](#)

[Great River Energy Demographics](#)

[Black Hills Demographics](#)

[TASC Demographics](#)

[CUNA Mutual Group Demographics](#)

[Exact Sciences Demographics](#)

[American Family Insurance Demographics](#)

[United Real Estate Demographics](#)

[Sub-Zero Group Inc Demographics](#)

[Wisconsin Department of Transportation Demographics](#)

[Fairway Independent Mortgage Demographics](#)

[Promega Demographics](#)

[Symphony Demographics](#)

Working At Related Companies

[Duke Energy Reviews](#)

[NiSource Reviews](#)

[AVANGRID Reviews](#)

[Great River Energy Reviews](#)

[Black Hills Reviews](#)

[TASC Reviews](#)

[CUNA Mutual Group Reviews](#)

[Exact Sciences Reviews](#)

[American Family Insurance Reviews](#)

[United Real Estate Reviews](#)

[Sub-Zero Group Inc Reviews](#)

[Wisconsin Department of Transportation Reviews](#)

[Fairway Independent Mortgage Reviews](#)

[Promega Reviews](#)

[Symphony Reviews](#)

Related Company Jobs

[Duke Energy Careers](#)

[NiSource Careers](#)

[AVANGRID Careers](#)

[Black Hills Careers](#)

[Consumers Energy Careers](#)

[TASC Careers](#)

[CUNA Mutual Group Careers](#)

[Exact Sciences Careers](#)

[American Family Insurance Careers](#)

[Fairway Independent Mortgage Careers](#)

[Promega Careers](#)

[Symphony Careers](#)

[Navitus Careers](#)

[Dean Health Plan Careers](#)

[Third Wave Technologies Careers](#)

Madison Gas And Electric Highest Paying Jobs

[Journeyman Lineman](#)

[Manager Of Corporate Communications](#)

[Manager, Project Management Office](#)

[Java Developer](#)

[Database Architect](#)

[Help Desk Manager](#)

[Senior System Administrator](#)

[Managing Supervisor](#)

[Trader](#)

[Student Engineer](#)

[Director Of Materials Management](#)

[Database Administrator](#)

[Mainframe Systems Programmer](#)

[Systems Analyst](#)

[Securities Analyst](#)

Updated July 11, 2022

[COMPANIES](#) » [WISCONSIN](#) » [MADISON, WI](#) » [MADISON GAS AND ELECTRIC](#) » [MADISON GAS AND ELECTRIC DEMOGRAPHICS](#)

Zippia gives an in-depth look into the details of Madison Gas and Electric, including salaries, political affiliations, employee data, and more, in order to inform job seekers about Madison Gas and Electric. The employee data is based on information from people who have self-reported their past or current employments at Madison Gas and Electric. The data on this page is also based on data sources collected from public and open data sources on the Internet and other locations, as well as proprietary data we licensed from other companies. Sources of data may include, but are not limited to, the BLS, company filings, estimates based on those filings, H1B filings, and other public and private datasets. While we have made attempts to ensure that the information displayed are correct, Zippia is not responsible for any errors or omissions or for the results obtained from the use of this information. None of the information on this page has been provided or approved by Madison Gas and Electric. The data presented on this page does not represent the view of Madison Gas and Electric and its employees or that of Zippia.

Madison Gas and Electric may also be known as or be related to Madison Gas & Electric, Madison Gas And Electric, Madison Gas and Electric, Madison Gas and Electric Company and Madison Gas and Electric Inc.

[ZIPPIA](#)

[About Us](#)

[Employer Services](#)

[Terms of Use](#)

[CAREERS & JOBS](#)

[Resume Builder](#)

[Job Search Q&A](#)

Email: support@zippia.com

Copyright © 2022 Zippia, Inc.

[Privacy Policy](#)

[Contact Us](#)