

# Ecoefficiency Performance 2020

The eco-efficient management of our operation includes information from January 1 to December 31, 2020 and describes the results obtained in the operations of the Grupo Bancolombia in Colombia, Panama, El Salvador and Guatemala. The direct impact we generate is associated with the consumption of natural resources in the development of our operation and we are firmly committed to their protection and conservation.

We update the electricity and water measurement methodology considering the total consumption of the Bancolombia Group, therefore, a re-expression of the data is made, which ensures greater consistency and precision of the information. The goals set for 2021 are established considering the consumption of the year 2019, given the atypical consumption conditions caused by the pandemic.



	2019	2020	Goal 2020	Goal 2021	Base year
Bancolombia	77913	64932	-16.7%	-2%	2019
Banistmo	10913	9794	-10.3%	-2%	2019
Banco Agrícola	13753	11259	-18.1%	-2%	2019
BAM	6282	5295	-15.7%	-11%	2019

Data is adjusted, by change of indicator normalization



	2019	2020	Goal 2020	Goal 2021	Base year
Bancolombia	226640	165798	-26.8%	-1%	2019
Banistmo	13834	9682	-30.0%	-2%	2019
Banco Agrícola	49562	42801	-13.6%	-2%	2019
BAM	69917	62963	-9.9%	-2%	2019

Data is adjusted, by change of indicator normalization

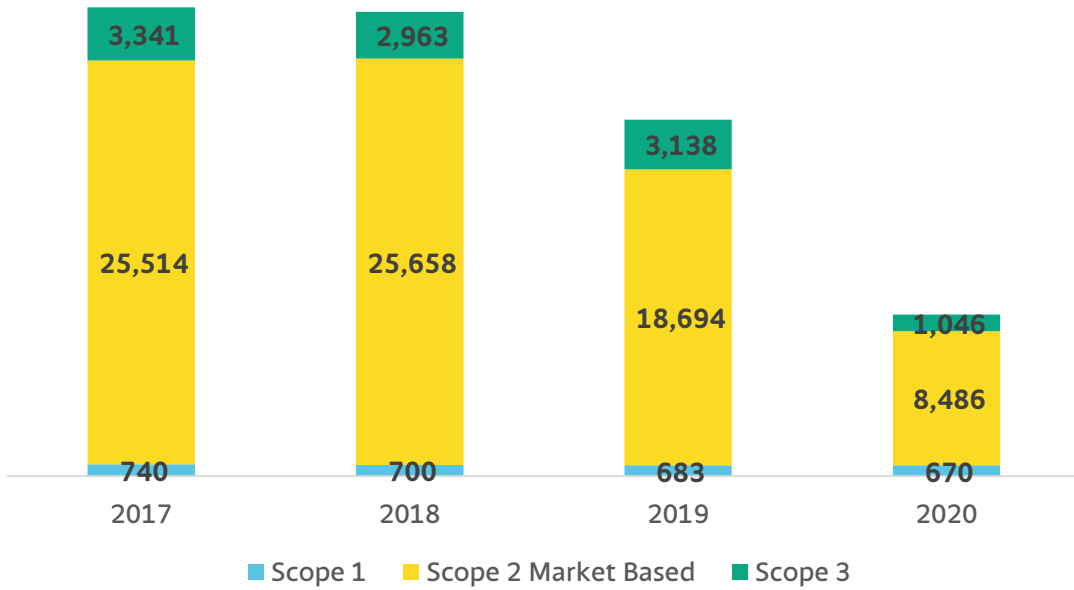


	2019	2020	Goal 2020	Goal 2021	Base year
Bancolombia	937874	650062	-30.7%	-7%	2019
Banistmo	38558	22011	-42.9%	-3%	2019
Banco Agrícola	72255	53525	-25.9%	-8%	2019
BAM	56365	48157	-14.6%	-2%	2019

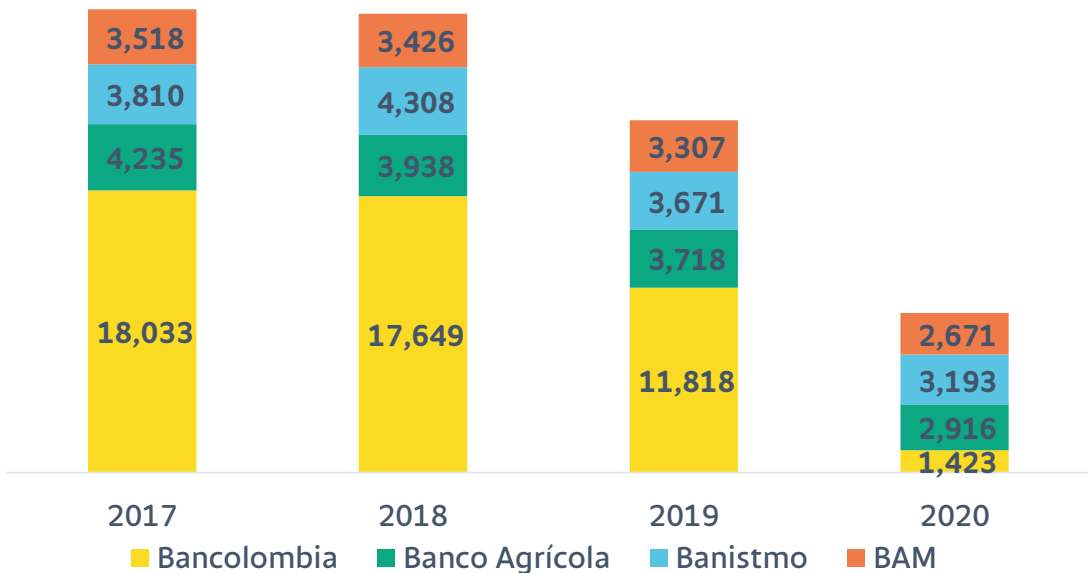


	2019	2020	Goal 2020	Goal 2021	Base year
Bancolombia	1715	292	-83.0%	-8%	2019
Banistmo	102	18	-82.0%	-18%	2019
Banco Agrícola	218	43	-80.5%	-13%	2019
BAM	141	16	-88.7%	-18%	2019

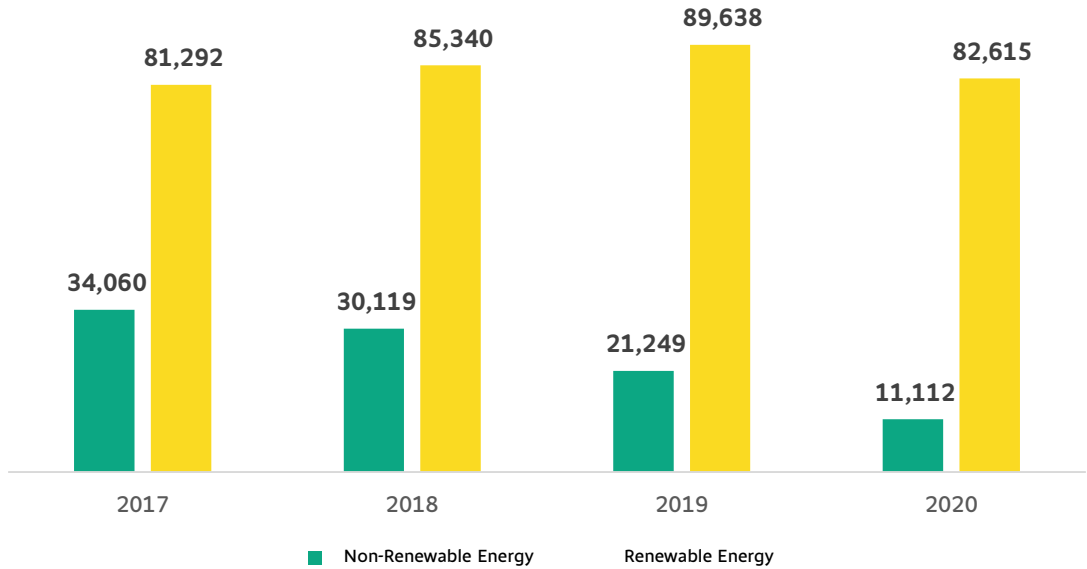
## Scope 1+2+3 GHG Emissions Market based (TonCO2eq)



## Total emissions Grupo Bancolombia (TonCO2eq)

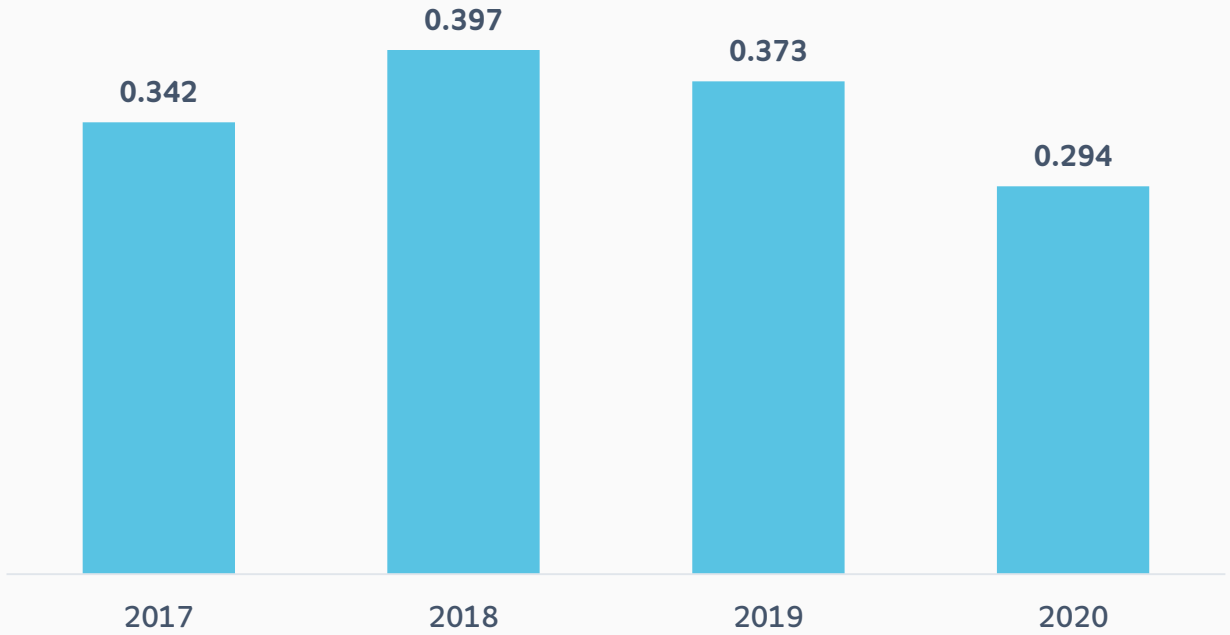


# Renewable/Non-Renewable Energy Consumption

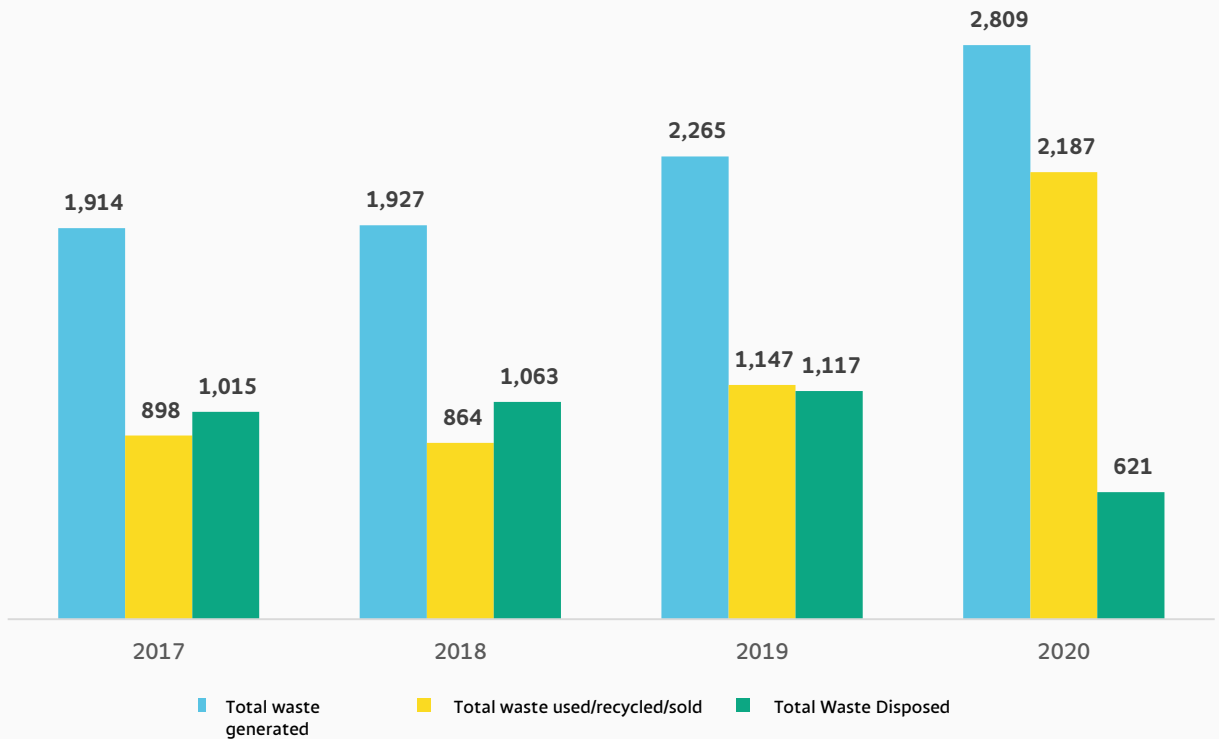


The 100% of the total consumption of our energy supplied by the network for Colombia has Renewable Energy Certificates (REC), which guarantee zero emissions for a total of 64,932 MWh per year, issued by Empresas Públicas de Medellín (EPM) and Celsia.

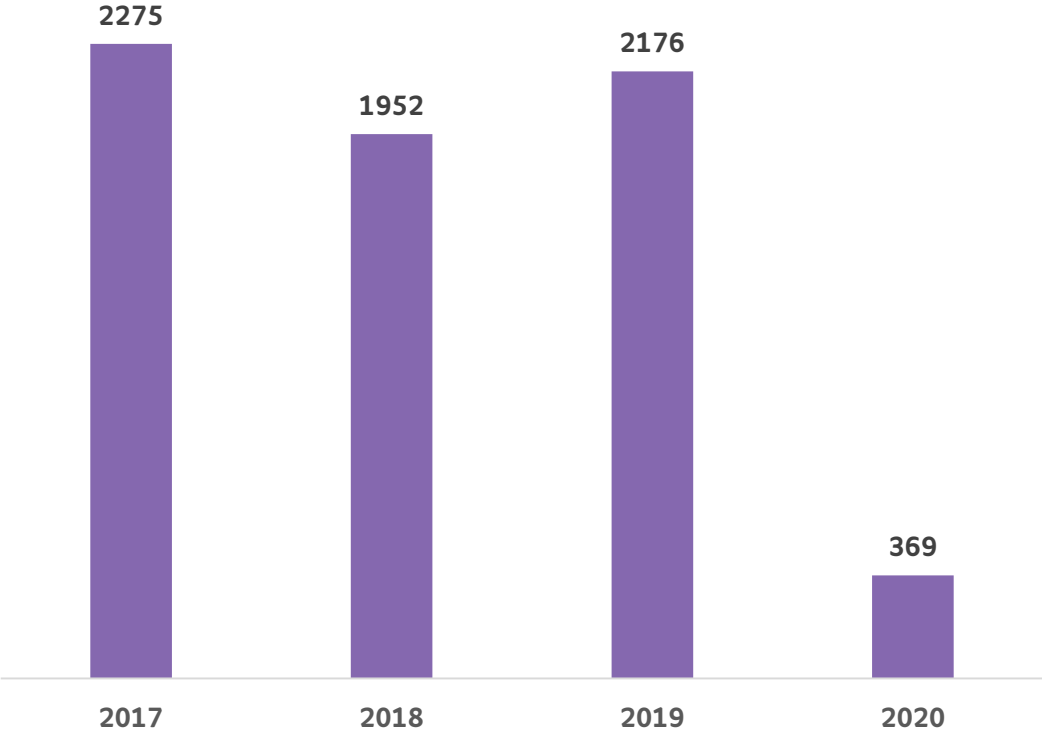
## Water consumption (million m<sup>3</sup>)



## Waste (ton)



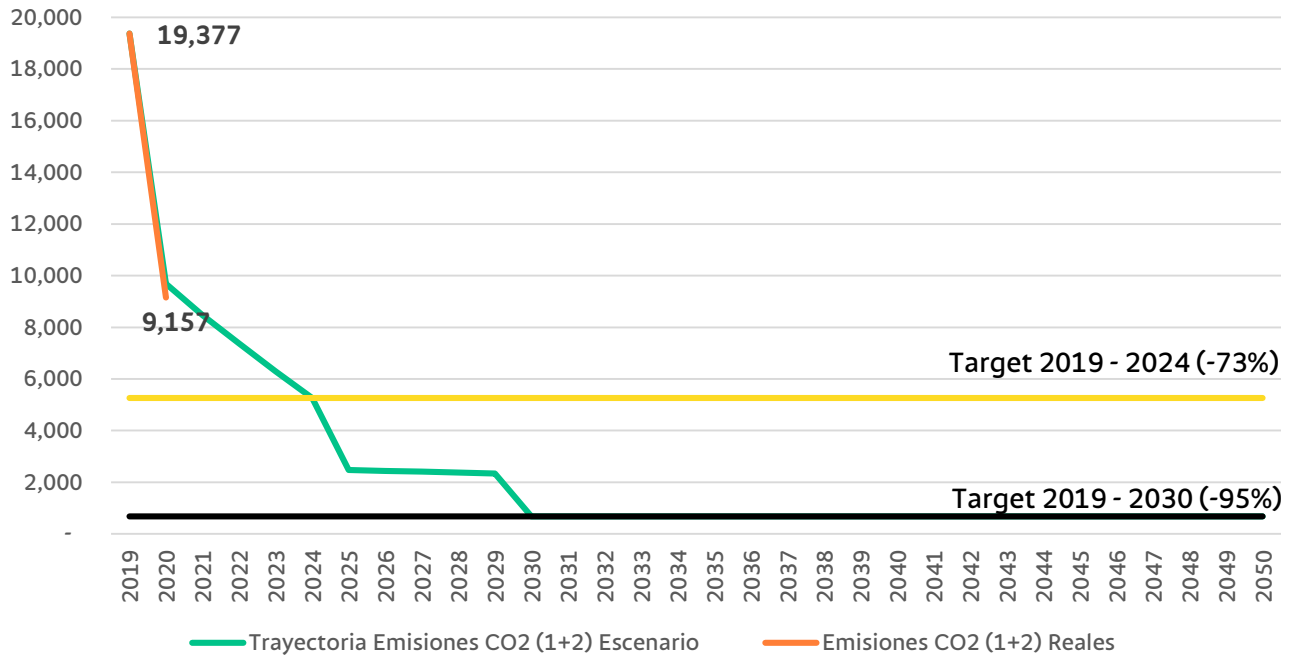
# Business travel (Ton CO2eq)



# SBT 2019 – 2030

## Scope 1+2

### Absolute contraction



Target 2019-2024 **-73%**

Target 2019-2030 **-95%**

SBT methodology	Absolute contraction
Baseline year	2019
Target year	2024
Scope included	Scope 1 + 2
% emissions covered	-95%
Absolute targets / Relative (intensity) targets	Absolute
Annual target	-13%
2019 - 2024	-73%
2019 - 2030	-95%
Target trajectory	Linear
Scope 2 methodology	Market based